

Signing Up for German Health Insurance

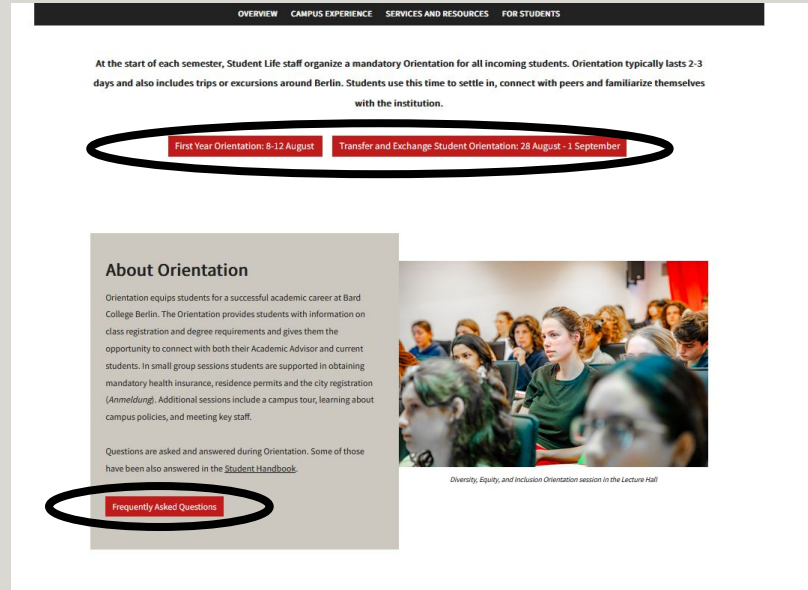
*Live Info Sessions for Incoming Students
Fall 2025*

Overview

1. Health Insurance in Germany
2. Insurance Options
3. Registration processes
4. Health resources on campus
5. Disability accommodations

Orientation Website

- [Orientation website](#) is the best place to find information about the schedule, programming, and what to expect.
- Once you have a BCB email address, you can click on the links below to find more information about orientation and FAQs



OVERVIEW CAMPUS EXPERIENCE SERVICES AND RESOURCES FOR STUDENTS

At the start of each semester, Student Life staff organize a mandatory Orientation for all incoming students. Orientation typically lasts 2-3 days and also includes trips or excursions around Berlin. Students use this time to settle in, connect with peers and familiarize themselves with the institution.


First Year Orientation: 8-12 August Transfer and Exchange Student Orientation: 28 August - 3 September

About Orientation

Orientation equips students for a successful academic career at Bard College Berlin. The Orientation provides students with information on class registration and degree requirements and gives them the opportunity to connect with both their Academic Advisor and current students. In small group sessions students are supported in obtaining mandatory health insurance, residence permits and the city registration (Anmeldung). Additional sessions include a campus tour, learning about campus policies, and meeting key staff.

Questions are asked and answered during Orientation. Some of those have been also answered in the [Student Handbook](#).

Frequently Asked Questions



Diversity, Equity, and Inclusion Orientation session in the Lecture Hall

Health insurance in Germany

Health insurance requirements for students in Germany

- All students must have a valid health insurance for their entire enrollment period at Bard College Berlin (*please see Student Handbook section 6.3 for more information*)
- Failure to comply with this requirement may result in dismissal from the college

Visa and Insurance Considerations

Some international students need to apply for an entry visa to enter Germany, which can affect what insurance documentation you may need.

EU/EEA

- No entry visa needed
- Do not need blocked account

Group of 9

Australia, Brazil, Canada, Israel, Japan, New Zealand, South Korea, UK, USA

- No entry visa needed
- Do not need blocked account

Citizens of Other Countries

- Entry visa needed

For visa appointment, must acquire:

- Incoming travel insurance
- Blocked account to demonstrate stable financial means for entry visa

Health Insurance Enrollment Process Form

All students need to complete the [Health Insurance Enrollment Process Form](#)

This form will guide you through detailed instructions based on a few factors:

Which category best describes your current situation? Please read through all options * and select the one that best fits your situation.

Please note: If you have Israeli or Swiss health insurance, you have the option to use your health insurance or apply for German public health insurance. Please select the best option for you.

- I am already enrolled in German public health insurance
- I am a citizen from one of the following countries: Australia, Brazil, Canada, Israel, Japan, New Zealand, South Korea, Switzerland, United States, or I know I want to enroll in German public health insurance
- I require an entry visa and/or need a blocked account
- I have a European Health Insurance Card from another European country, Global Health Insurance Card (GHIC) from the UK or insurance through a country with a bilateral agreement with Germany (Bosnia-Herzegovina, Iceland, Israel, Liechtenstein, Morocco, Macedonia, Montenegro, Norway, Switzerland, Serbia, Tunisia, and Turkey)
- I am under the age of 18 AND require an entry visa
- I have private health insurance that covers me in Germany
- My scholarship includes health insurance coverage

Insurance Options During your Studies

Insurance Options

- German public health insurance
- EHIC insurance/GHIC insurance
- Mutual insurance recognition agreements
- Private insurance (including GeoBlue for Bard Abroad and Begin in Berlin students)

Public insurance

We strongly recommend that students from non-EU countries enroll in German public health insurance.

Monthly contributions for students under 30 amount to ~130 EUR/month.

Public insurance offers comprehensive coverage for students. Students generally do not have to pay out of pocket, but there may be small co-pays for prescribed medication (10 EUR or less).

Students receive a health insurance card, which looks like a credit card with a chip. They present this at the time of service and payments are then coordinated by the insurance company.

- This card doubles as a European Health Insurance Card, offering coverage while abroad in other EU states.

We recommend Techniker Krankenkasse (TK) which offers service in English and has top-rated customer service among public providers.

- There are other providers (AOK, DAK, etc.) that you may select, but you must enroll in those on your own.

European Health Insurance Card (EHIC) or Global Health Insurance Card (GHIC)

Students from EU countries can use an European Health Insurance Card (EHIC) while in Germany. Similarly, students from the UK can use a GHIC while in Germany.

More information on how to do this in each country is available here: [Applying for an EHIC Card](#)

Be in touch with the issuing authorities to notify them you will be studying abroad and to discuss any conditions or limitations of using their EHIC/GHIC abroad.

Important:

If you enroll on the basis of holding an EHIC/GHIC and subsequently receive any form of paid employment alongside your studies, then your EHIC/GHIC will no longer be valid and you will need to take out health insurance with a public provider in Germany for the duration of your employment (students from Austria, Denmark, and Luxembourg are exempted from this rule).

Mutual Insurance Recognition Agreements (Abkommensländer)

International students who come from the following countries are not required to get additional health insurance because their public insurance plans from their home countries are valid in Germany.

Bosnia-Herzegovina

Norway

Iceland

Switzerland

Liechtenstein

Serbia

North Macedonia

Tunisia

Montenegro

Turkey

To do before arrival:

Contact your insurance provider to notify them of your move to Germany. Obtain the policy information, including international coverage details and insurance certificate/card.

We will help coordinate your public health insurance exemption during the orientation period*

Private Insurance

In order to utilize private health insurance, you must first confirm that your insurance meets the statutory requirements. The private health insurance must be unlimited, or have a very large coverage threshold, and provide coverage equivalent to German public health insurance. To ensure that your health insurance meets the necessary requirements, **please complete the following form after you have received your Enrollment Certificate:**

<https://www.tk.de/en/become-a-member/join-tk/student-how-exempted-from-compulsory-health-insurance-2106064>

After you have submitted the form, and your private insurance has been approved, please send the confirmation document to healthinsurance@berlin.bard.edu

If your private health insurance does not meet the necessary requirements, then please email healthinsurance@berlin.bard.edu for information about other health insurance options.

IMPORTANT: If you opt out of public insurance for private health insurance, you are not able to switch to public health insurance for the remainder of your study program!

Registering for Public Insurance

Registration Process Option: Signing up with TK Directly

for students from “the group of 9” countries
Australia, Brazil, Canada, Israel, Japan, New Zealand, South Korea, Switzerland, or the United States

Registering with TK

You can also follow this Step by Step guide in the [Health Insurance Form](#)

Please note that you can only complete this process once you have your Enrollment Certificate from the Registrar's Office later this summer.

Registering with TK

Visit TK's [website](#)

STEP 1

Select the country you either had insurance last in or lived in last

We are pleased that you have decided to join TK. We would like to ask you to fill in the following form to be able to accept you as a member.

In case you have chosen a cooperative study, please switch to the [application form for employees](#).

You are already a member of TK or have applied for membership with us? Then you don't have to fill in the application. Please inform us of any changes of your insurance cover by [gh@tk](#). Thank you.

Information about your current insurance cover

In which country did you last have health insurance cover or in which country did you live?

Germany

other country

Continue >

Information for verifying student health insurance

STEP 2

Information for verifying your student health insurance

Unless you wish to exempt yourself from public health insurance for the duration of your studies at BCB, please select **no**. Please note that your exemption cannot be reversed later in your studies!

We highly recommend that you not elect to be exempt from public insurance, unless you know for certain you will have sufficient private insurance for the entirety of your studies at BCB

Information about your current insurance cover

Information for verifying student health insurance

As a student, did you elect to be exempt from compulsory health insurance? Students can apply for exemption from compulsory health insurance upon commencement of their studies. This appl for the entire duration of their degree cou and cannot be revoked.

yes

no

Continue >

Personal information and start of insurance

Information on payment of contributions

Submit photo for TK eHealth card

Registering with TK

First years: Arrival day is 7 August
 Transfers: Arrival day is 27 August

STEP 3

Type "Bard College Berlin"

Information for verifying student health insurance ^


As a student, did you elect to be exempt from compulsory health insurance? ⓘ

yes

no

Name of university/college

Start of degree programme ⓘ



Important note: We need your confirmation of registration letter, if you already have it available, you can simply upload it at the end of this form.

Do you receive benefits from the German Federal Employment Agency (Agentur für Arbeit) or have you applied for such benefits?

Yes No

STEP 4

Select the date that your program begins

Please select the **official ARRIVALS DATE** for your program start date. This is communicated to you via email from Admissions and Student Life and can also be found on the [Academic Calendar](#).

Even if you are arriving before or after this date, please use the official arrivals date as this needs to align with the information on your Enrollment Certificate.

✓ Information about your current insurance cover

< Sep 2023 >

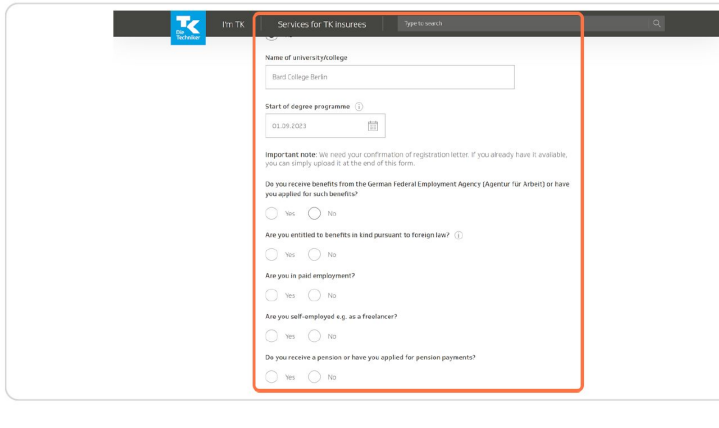
M	T	W	T	F	S	S
				1	2	3
4	5	6	7	8	9	10
11	12	13	14	15	16	17
18	19	20	21	22	23	24

Registering with TK

STEP 5

Answer each of the subsequent questions

If you are unsure please select no.



TK
ITR TK
Services for TK insurers

Name of university/college
Bard College Berlin

Start of degree programme
01.09.2023

important note: We need your confirmation of registration letter. If you already have it available, you can simply upload it at the end of this form.

Do you receive benefits from the German Federal Employment Agency (Agentur für Arbeit) or have you applied for such benefits?
 Yes No

Are you entitled to benefits in kind pursuant to foreign law?
 Yes No

Are you in paid employment?
 Yes No

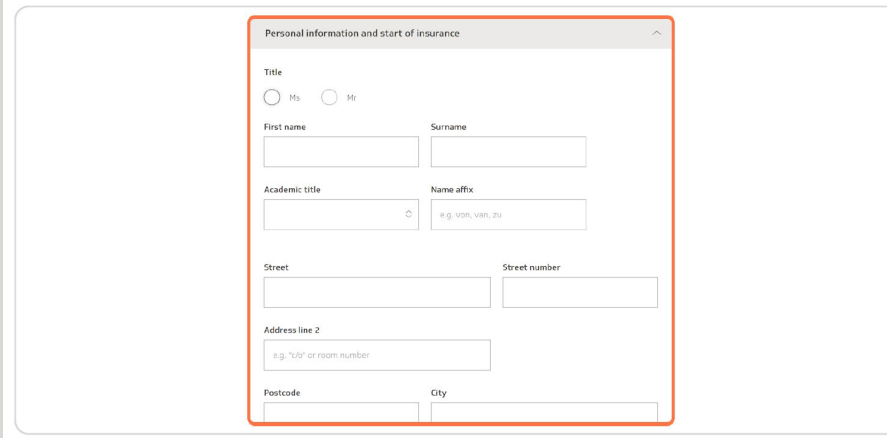
Are you self-employed e.g. as a freelancer?
 Yes No

Do you receive a pension or have you applied for pension payments?
 Yes No

STEP 6

Type in your personal details

Please use Platanenstrasse 24, 13156 Berlin as your address



Personal information and start of insurance

Title
 Ms Mr

First name

Surname

Academic title

Name affix

Street

Street number

Address line 2

Postcode

City

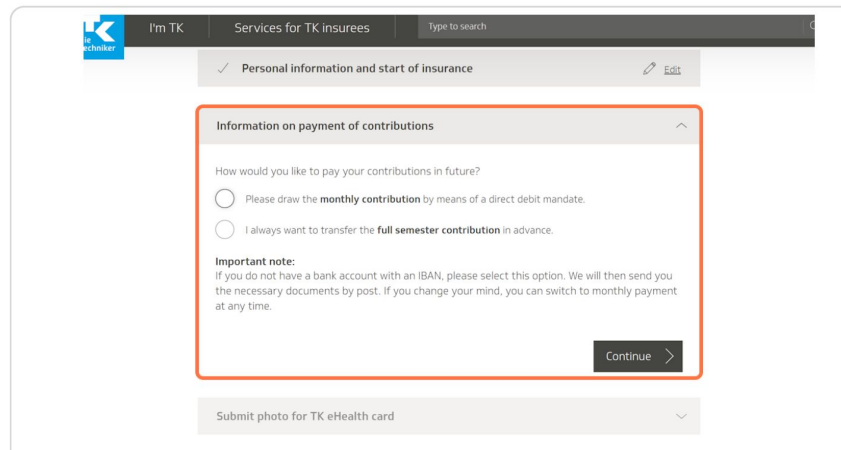
Registering with TK

STEP 7

Select your payment option

Students have two options -

1. If you have a bank account with an IBAN already, please select the first option
2. If you do not yet have an IBAN, select the second option



The screenshot shows a web interface for TK registration. At the top, there is a navigation bar with the TK logo, 'I'm TK', 'Services for TK insureds', and a search field. Below the navigation bar, there is a progress indicator with a checkmark and the text 'Personal information and start of insurance' and an 'Edit' link. The main content area is titled 'Information on payment of contributions' and contains the following text:

How would you like to pay your contributions in future?

Please draw the **monthly contribution** by means of a direct debit mandate.

I always want to transfer the **full semester contribution** in advance.

Important note:
If you do not have a bank account with an IBAN, please select this option. We will then send you the necessary documents by post. If you change your mind, you can switch to monthly payment at any time.

At the bottom right of the form, there is a 'Continue' button with a right-pointing arrow. Below the form, there is a link 'Submit photo for TK eHealth card' with a downward-pointing arrow.

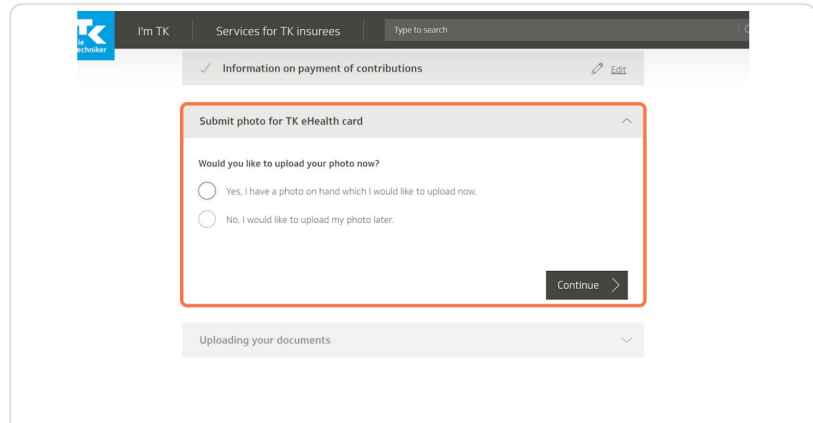
Registering with TK

STEP 8

Upload your Health Insurance photo and enrollment certificate

Please do this now! It makes the process much faster if you can already add a photo.

If you need your enrollment certificate, contact the Registrar's Office.



The screenshot shows a web interface for TK insurance services. At the top, there is a navigation bar with the TK logo, 'I'm TK', 'Services for TK insurees', and a search bar. Below the navigation bar, there is a progress indicator showing 'Information on payment of contributions' as completed. The main content area is titled 'Submit photo for TK eHealth card' and contains the question 'Would you like to upload your photo now?'. There are two radio button options: 'Yes, I have a photo on hand which I would like to upload now.' and 'No, I would like to upload my photo later.'. A 'Continue' button with a right-pointing arrow is located at the bottom right of the form. Below the form, there is a section for 'Uploading your documents'.

You should receive your enrollment certificate in mid-July. Please wait to sign up until you receive this.

Registering with TK

STEP 9

Download provisional certificate

After completing the TK membership application, you will be given the option to download three different certificates. Please ensure that you download the one titled "provisional certificate" as proof/confirmation that you completed the process. Student Life will ask for this document during Orientation

Registering with TK - Payment Options

For students with an IBAN:

- Input your bank account details to sign up for automatic withdrawal
(recommended)

Registering with TK - Payment Options

For students without an IBAN, you can:

Select the payment option **"I always want to transfer the full semester contribution in advance."** and complete your application

You will receive information about where you need to send the money in the mail. This option essentially buys you a little time until you are able to open up a bank account with an IBAN or sign up for an international wire service like Wise.

Once you arrive in Germany and open a bank account, you can then log into your TK account and update your bank account information to set up monthly withdrawal for future semesters. Alternatively, you can complete this [form](#) and send it to TK.

Students have had success in the past opening accounts with banks like N26, Wise, and Revolut. We cannot guarantee that this will be true for each student, and each student should assess which bank will best suit their overall needs.

You will need to provide an address in Germany to have your card sent to. Please use the main address at BCB:

Platanenstrasse 24
13156 Berlin

Registration Process Option: Expatrio

for students who require an entry visa

Expatrio is a service that supports foreign students who are 18+ years old with some of the important requirements of starting studies in Germany. We recommend this service for students who require an entry visa. Other students should follow instructions in the [Health Insurance Enrollment Process Form](#).

“Value Package”

(recommended for those **requiring an entry visa**)

Includes:

- Incoming travel insurance
- Public health insurance (Techniker Krankenkasse)
- Blocked account setup (49 EUR account fee, refunded on account activation)
- Option to initiate opening current bank account (5 EUR per month for a German checking account)

Using Expatrio

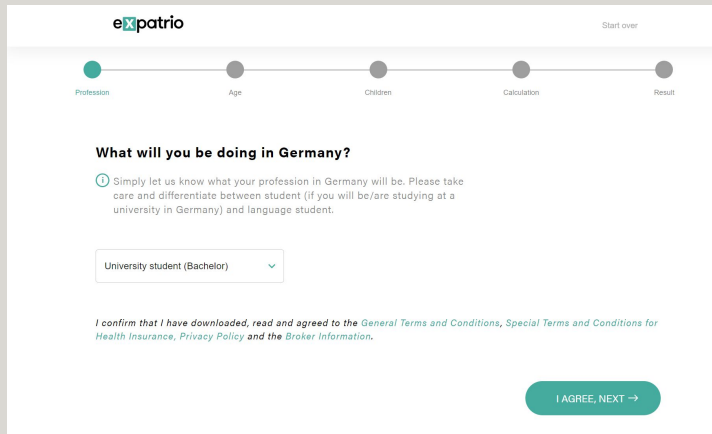
Begin your [registration](#) by selecting the relevant package from Expatrio.

- Select “Value Package” if you need an entry visa

The screenshot shows a mobile app interface for the 'Value Package'. At the top, there is a teal header with a 'Best Value' badge, a hand holding a coin icon, and the text 'Value Package'. Below this is an orange banner that reads '€49 cashback & free benefits'. The main content area is white and features the text 'All-inclusive package for an easy start in Germany including:'. This is followed by a list of six benefits, each preceded by a green checkmark: 'State-recognized Blocked Account', 'Personalized Health Insurance coverage', '€49 cashback and extra free perks:', 'Incoming Insurance', 'Current Bank Account', and 'ISIC card'. At the bottom of the card is a teal button with the text 'APPLY NOW' and a right-pointing arrow.

Using Expatrio

You will then need to fill in basic information for your application



The screenshot shows the Expatrio application interface. At the top, the logo 'expatrio' is on the left and 'Start over' is on the right. Below the logo is a progress bar with five steps: 'Profession' (highlighted with a teal dot), 'Age', 'Children', 'Calculation', and 'Result'. The main content area is titled 'What will you be doing in Germany?' and includes a help icon and a paragraph of instructions. Below this is a dropdown menu with 'University student (Bachelor)' selected. At the bottom, there is a confirmation statement and a teal button labeled 'I AGREE, NEXT →'.

expatrio Start over

Profession Age Children Calculation Result

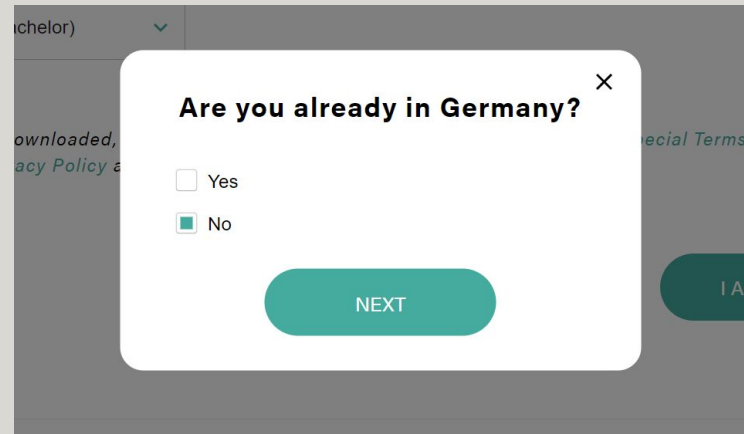
What will you be doing in Germany?

Simply let us know what your profession in Germany will be. Please take care and differentiate between student (if you will be/are studying at a university in Germany) and language student.

University student (Bachelor) ▾

I confirm that I have downloaded, read and agreed to the General Terms and Conditions, Special Terms and Conditions for Health Insurance, Privacy Policy and the Broker Information.

I AGREE, NEXT →



The screenshot shows a modal dialog box with a white background and a dark grey border. The title is 'Are you already in Germany?' with a close button (X) in the top right corner. There are two radio button options: 'Yes' (unchecked) and 'No' (checked). Below the options is a large teal button labeled 'NEXT'. The background of the application is dimmed.

Are you already in Germany? ✕

Yes

No

NEXT

Using Expatrio

You will then need to fill in basic information for your application

The screenshot shows a progress bar at the top with five steps: Profession (checked), Age (active), Children, Calculation, and Result. Below the progress bar, the question is "What is your age range?". An information icon is followed by the text: "In order to determine the correct health insurance premium for your individual situation, we need to know which age range you are in." There are five radio button options: "Younger than 18 years old", "At least 18, younger than 23 years old", "At least 23, younger than 30 years old" (selected), "At least 30, younger than 40 years old", and "At least 40, younger than 70 years old". At the bottom, there are "← BACK" and "NEXT →" buttons.

The screenshot shows a progress bar at the top with five steps: Profession (checked), Age (checked), Children (active), Calculation, and Result. Below the progress bar, the question is "Do you have at least one child?". An information icon is followed by the text: "In case you have children, they might need to be co-insured." There are two radio button options: "Yes" and "No". At the bottom, there are "← BACK" and "NEXT →" buttons.

Using Expatrio

Progress: Profession ✓, Age ✓, Children ✓, Calculation ●

i Based on your individual situation, you need a Blocked Account for your German visa. Find more information [here](#).

Set up Blocked Account now

Let's calculate your Total Blocked Amount

Below, you will find an overview of how the Total Blocked Amount is calculated. Please indicate correct data for your individual situation.

BLOCKED AMOUNT PER MONTH **i**

DURATION OF STAY **i**
 X

= Required Blocked Amount	€ 10,332
+ Account buffer i	€ 100
+ Initial set-up fee i	€ 49
+ Service fee i	€ 60
= Total blocked amount to be transferred	€ 10,541

Did you know?

Expatrio's Blocked Account is officially accepted and approved by the German Federal Foreign Office.

← BACK NEXT →

Progress: Profession ✓, Age ✓, Children ✓, Calculation ●, Result ●

i Based on your individual situation, you need a Blocked Account for your German visa. Find more information [here](#).

Set up Blocked Account now

← BACK NEXT →

Using Expatrio

The Expatrio Value Package

Get you **all-in-one solution** for your visa and life in Germany, including free blocked account set-up, a free mobile current account, and the best public health insurance!

Included in the package:

- Blocked Account**
Officially approved by the Federal Foreign Office
Free¹ set-up
✓ Officially accepted and approved by the German Federal Foreign Office
✓ Open your blocked account in your home country in your own name
✓ Money-back guarantee in case of visa rejection
✓ €49 set-up fee² and €5 per month only
✓ Receive official Opening Confirmation within 1 business day
- Current Account**
Free Current Account for your daily expenses and Blocked Account payouts
Free
- Health Insurance**
Best student health insurance in Germany
Awarded³
- Incoming Insurance**
Visa relevant insurance for up to 92 days
Set up Incoming Insurance now
Free⁴ up to 92 days
- Free International Student Identity Card (ISIC)**
Access to 180,000 benefits in 120+ countries
Free⁵ for 1 year

Blocked Account	€ 80
Initial payment	€ 109
Cash back	€ 49
Health insurance	€ 108.81
Incoming insurance <small>up to 92 days</small>	€ 0
TK Health insurance <small>Monthly payments while activation</small>	€ 108.81
Additional Benefits	€ 0
Total	€ 80 + monthly € 108.81

← BACK APPLY NOW →

Value Package result

Using Expatrio

You will then be prompted to provide contact and study information

Please tell us a bit more about yourself.

GENDER*
Mr.

ALL FIRST (AND MIDDLE) NAMES*
Andrew

ALL LAST NAMES*
Butler

COUNTRY CODE*
+49

PHONE NUMBER*
3043733124

DATE OF BIRTH*
02/06/1998

PLACE OF BIRTH (CITY)*
New York

COUNTRY OF BIRTH*
United States

EMAIL ADDRESS*
a.butler@berlin.bard.edu

CONFIRM EMAIL ADDRESS*
a.butler@berlin.bard.edu

Do you have an invitation code?
INVITATION CODE
Insert code here

← BACK NEXT →

Enter your basic contact information

Do you already have a German Address?

Yes No

STREET NAME*
Platanenstraße

NUMBER*
24

ZIP CODE*
13156

CITY*
Berlin

C/O ADDRESS
Bard College Berlin

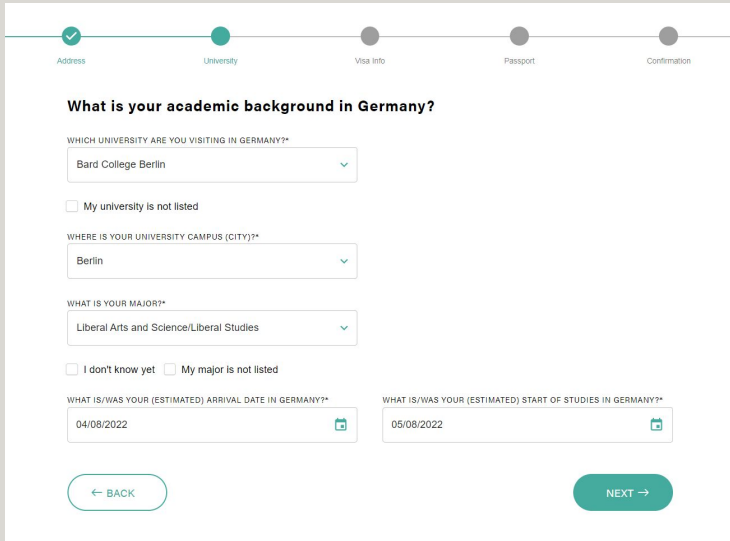
← BACK NEXT →

You can use the school's address for your German address:

*Platanenstr. 24, 13156 Berlin
Bard College Berlin*

Using Expatrio

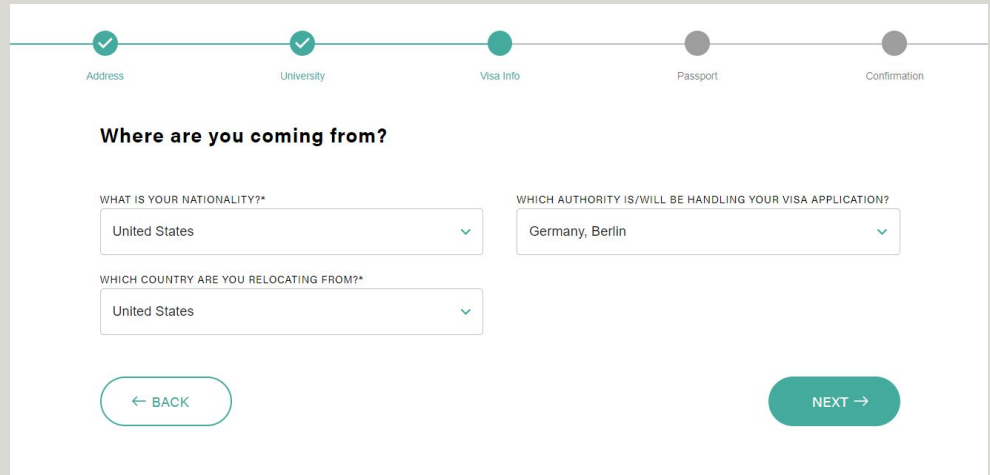
First years: Arrival day is 7 August
 Transfers: Arrival day is 27 August



The screenshot shows the 'What is your academic background in Germany?' form. The progress bar at the top indicates that the 'University' step is completed. The form includes the following fields:

- WHICH UNIVERSITY ARE YOU VISITING IN GERMANY?***: Bard College Berlin
- My university is not listed
- WHERE IS YOUR UNIVERSITY CAMPUS (CITY)?***: Berlin
- WHAT IS YOUR MAJOR?***: Liberal Arts and Science/Liberal Studies
- I don't know yet My major is not listed
- WHAT IS/WAS YOUR (ESTIMATED) ARRIVAL DATE IN GERMANY?***: 04/08/2022
- WHAT IS/WAS YOUR (ESTIMATED) START OF STUDIES IN GERMANY?***: 05/08/2022

Buttons for '← BACK' and 'NEXT →' are located at the bottom of the form.



The screenshot shows the 'Where are you coming from?' form. The progress bar at the top indicates that the 'Address' and 'University' steps are completed. The form includes the following fields:

- WHAT IS YOUR NATIONALITY?***: United States
- WHICH AUTHORITY IS/WILL BE HANDLING YOUR VISA APPLICATION?***: Germany, Berlin
- WHICH COUNTRY ARE YOU RELOCATING FROM?***: United States

Buttons for '← BACK' and 'NEXT →' are located at the bottom of the form.

You can enter your arrival day & the first day of orientation as your start of studies


Using Expatrio


Personal Info Address University Visa Info Passport Confirmation Congratulations

Please upload your passport.

Please make sure:

- A colored copy of your passport
- All four corners of your passport are visible
- Only upload a page that contains your personal data
- All the fields should be clearly visible
- Take a direct photo of your passport and upload it, instead of a scanned copy
- A passport copy needs to be uploaded not a travel document



 Drag your image here, or browse

Supports JPG, PNG, PDF

PASSPORT NUMBER

I want to upload my passport later

All the fields should be clearly visible

Personal Info Address University Visa Info Passport Confirmation Congratulations

Fantastic, you are done!

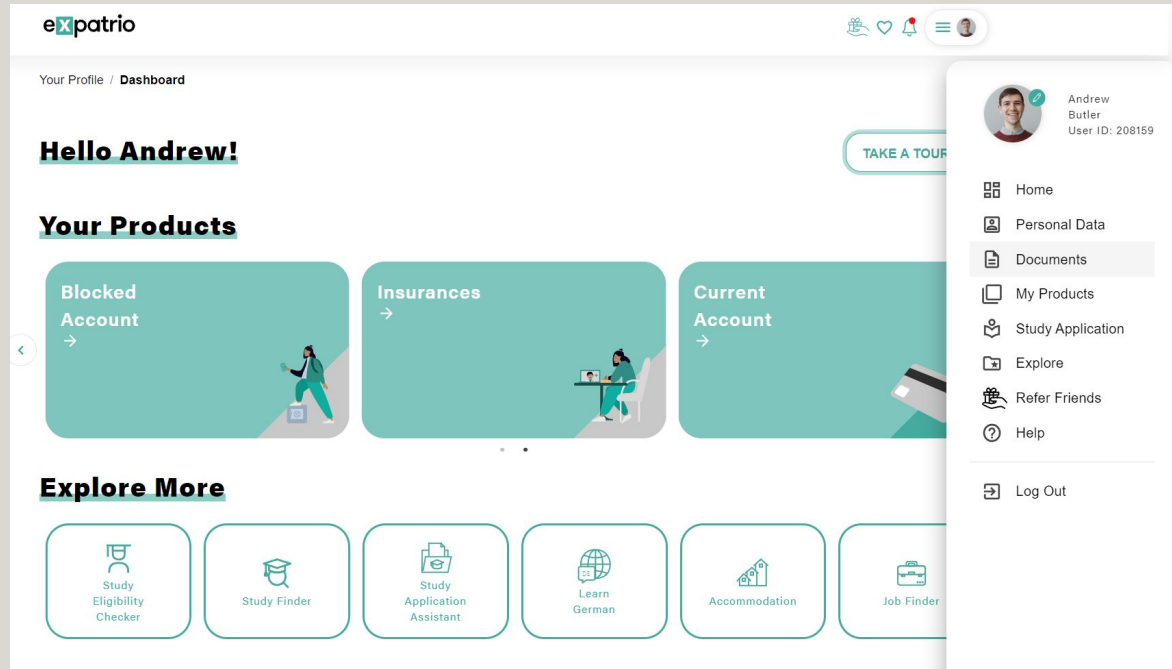
Though we can ease the process of coming to Germany, we unfortunately cannot make bureaucracy disappear completely yet.

Please check the boxes below to finalize your application.

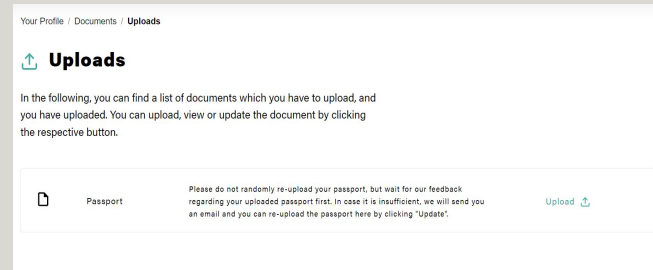
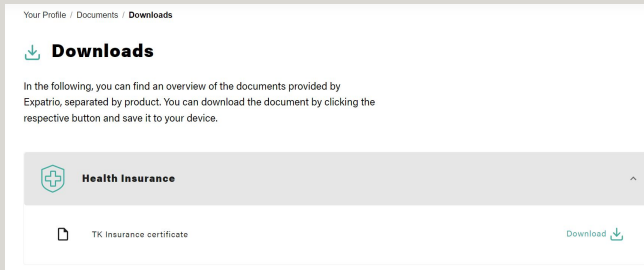
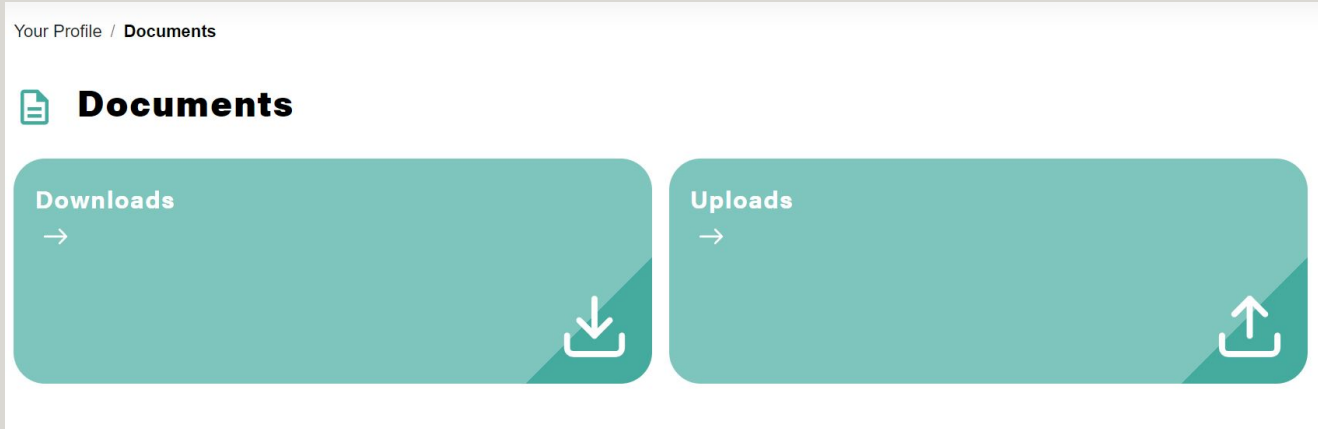
- I confirm, that I want to conclude PROVISIT Incoming insurance with DR.WALTER and student health insurance with Techniker Krankenkasse. I have downloaded and read [DW-PROVISIT-Information](#) and [TK-Information](#).
- I will provide SEPA bank account details to Expatrio and authorize DR.WALTER and Techniker Krankenkasse to withdraw applicable premiums by the means of direct debit transactions out of that account.
- I agree that Techniker Krankenkasse will share the state of my health insurance application with Expatrio.
- I confirm that Expatrio is authorized to receive my physical mail, scan it and forward it to my email address.
- I want to receive news and advertisement from Expatrio and its partners by email. I am aware that I can revoke my consent at any time.

Using Expatrio

You should then receive an email confirmation and be able to log in to your account




Using Expatrio



Your incoming travel insurance can also be downloaded here when available.

Using Expatrio


TK Public Health Insurance

Your Account

TK ID (Antrag ID)
DNU5B2X

Status

! Application approved


Your application has been approved. You can download the insurance certificate and the document for the German university. Take your documents to your visa appointment and to your university to finalize the enrollment and receive your Certificate of Enrollment. Once you arrive in Germany and enrolled yourself at the university, please activate your health insurance by clicking "ACTIVATE" on the right.

[ACTIVATE](#) →

[Download](#)

Connected Current Account

Connected current account (for insurance premium payment)

IBAN  <input type="text"/>	BIC <input type="text"/>
--	-----------------------------

FAQ

- How long is Incoming Insurance valid for? Does it expire automatically?
+
- How long does it take to receive the Public Health Insurance certificate?
+
- How do I activate my TK Health Insurance?
+
- How can I make a doctor's appointment?
+
- What is covered by Public Health Insurance?
+
- Techniker Krankenkasse Overview
+

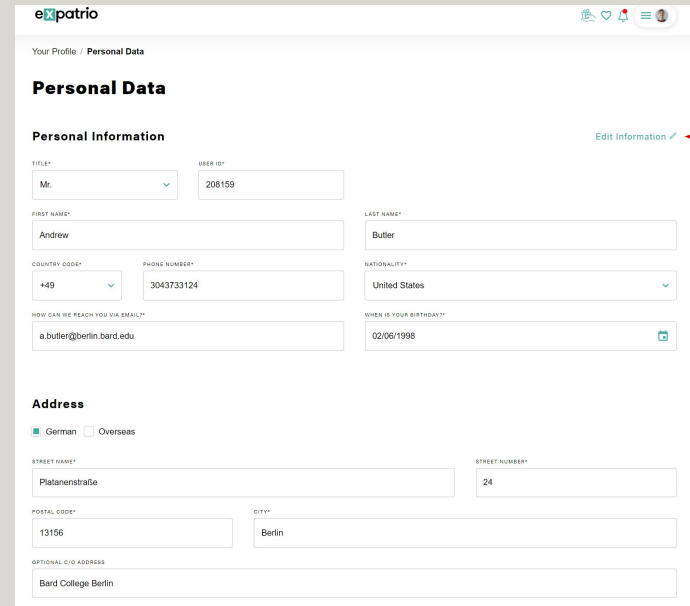
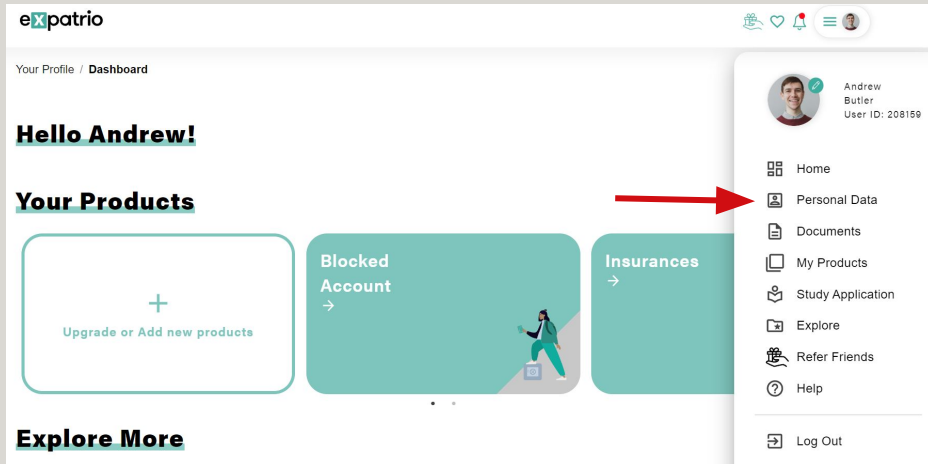
You can click into your products to view any outstanding action items.

In the health insurance screen, you can find your application number in case you need to contact TK.

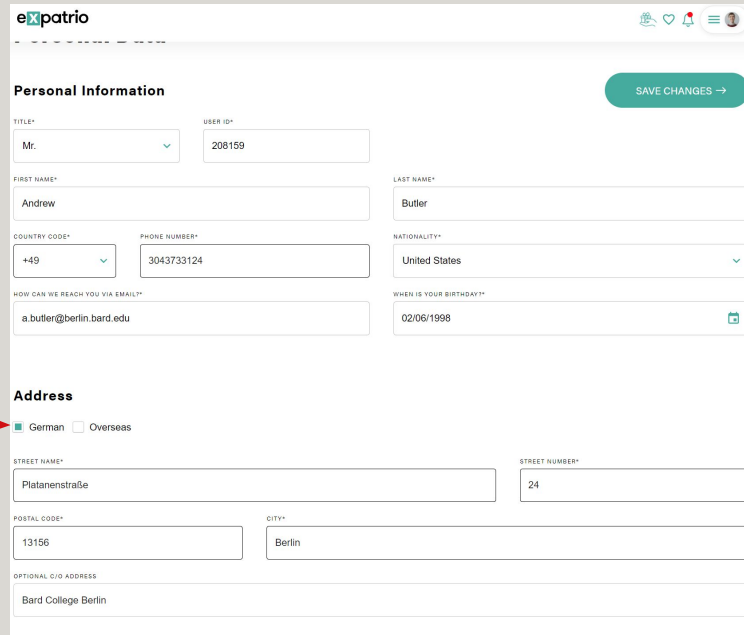
Expatrio: Important things to note

It is of utmost importance that you add your German address. You need to do this to receive mail from TK and complete your membership after arrival.

If you did not enter one during registration, please do the following:



Expatrio: Important things to note



Be sure to save changes when complete

Add a German address

You can use the school's mailing address:
Platanenstr. 24, 13156 Berlin
Enter Bard College Berlin on the % line

Expatrio: Important things to note

Enrollment Certificate/Confirmation Upload - You will receive this certificate via your BCB email address in late July.

Additional Webinars from Expatrio: <https://sites.expatrio.com/webinars>

**Registration Process:
Students under 18 years old who need an entry VISA**

Insurance process for students under 18 years old

If you need to apply for an entry visa, you will need incoming travel insurance for your appointment. We recommend Dr. Walter travel health insurance. You can find more information about purchasing it [here](#).

If you require a blocked account for an entry visa appointment, you will need to find and open an account with a provider of your choice, as Expatrio unfortunately does not allow students under the age of 18 to use their services.

Please register directly [with TK](#) for health insurance.

**Registration Process:
Scholarship recipients with full scholarship that
includes health insurance**

Special Process for Students with Scholarships that Include Insurance

You should buy incoming travel insurance for your entry visa (if applicable).

We recommend Dr. Walter travel health insurance. You can find more information about purchasing it [here](#).

You will sign up for public insurance once you arrive on campus*. The College will assume the costs of your insurance as part of your scholarship.

If you are not sure if your scholarship includes health insurance, please refer to your scholarship agreement.

*Subject to change

Health Resources On Campus

Health Resources

- Mental health counseling services offered for free on campus and online
- Support in finding English speaking medical professionals in Berlin
- Support in finding off campus therapists and psychiatrists

More information on health resources can be found on our [website](#).

Disability Accommodations Services

Accommodations

Bard College Berlin is committed to providing an equitable and inclusive learning environment. In support of this mission, the College provides services and reasonable accommodations to self-identified students who present the appropriate documentation.

More information about Accommodations can be found [here](#).

In order to apply for an accommodation, please complete the [disability registration form](#) and submit it along with the accompanying documentation.

Vaccinations

Vaccination Requirements at BCB

All BCB students are required to have the following vaccinations:

- two MMR vaccines on or after their first birthday or provide proof of immunity with quantitative titers;
- three doses of Hepatitis B vaccine, doses given at 0, 1, 6 months or provide proof of immunity with quantitative titers;
- the Meningococcal Vaccine (ACWY)

Please upload your vaccination documents in the “Enrollment” tab of your applicant portal and make sure to designate these materials as “Vaccination Certificates”.

More information is available on the [Orientation FAQs website](#) and our full vaccination policy can be found in the [Student Handbook](#).

Action steps:

- Fill out [Health Insurance Enrollment Process form](#)
 - If you plan to sign up with Techniker Krankenkasse, wait to do so until you receive your Enrollment Certificate from the Registrar's Office in mid-July.
- Look into opening up a German bank accounts or an international transfer service (such as Wise, Revolut, etc).
 - Especially recommended for students who are signing up with Techniker Krankenkasse
- Upload vaccination documents in the “Enrollment” tab of your applicant portal and make sure to designate these materials as “Vaccination Certificates”.
- Continue to check your email over the summer for important updates and reminders!
- Don't hesitate to reach out with any questions

Thank you!

Contact



Atticus Kleen

Student Health and Disability Resources Manager

*Beauftragter für Studierende mit Behinderungen und
chronischen Erkrankungen*

a.kleen@berlin.bard.edu

healthinsurance@berlin.bard.edu

accommodations@berlin.bard.edu

Links

Applying for an EHIC card:

https://ec.europa.eu/social/main.jsp?catId=563&langId=en#National_information_and_contacts

BCB Health and Counseling:

<https://berlin.bard.edu/student-life/services-and-resources/health-and-counseling/>

Dr. Walter Educare incoming insurance: <https://www.educare24.com/>

Expatrio landing page: <https://www.expatrio.com/living-germany/cities/berlin/bard-college-berlin>

Expatrio webinars: <https://sites.expatrio.com/webinars>

TK direct student application link:

<https://www.tk.de/service/form/2033438/mitgliedwerden/mitgliedwerden.form#sDV>